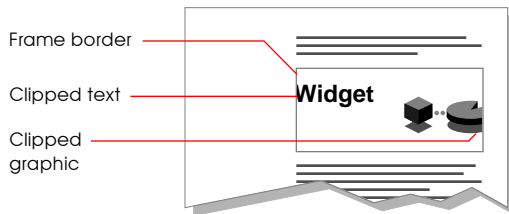



Anchoring Graphics

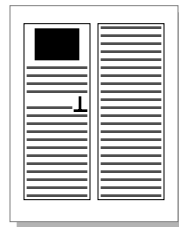
To prevent a frame from clipping its contents Duis autem vel eum iriure dolor in hendrerit in vulputate consequat, vel illum dolore eu feugiat.



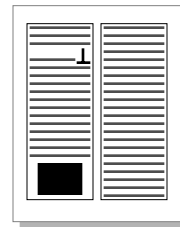
To position an anchored frame in the text column (the line weights have been fixed) Duis autem vel eum iriure dolor in hendrerit in vulputate velit esse molestie consequat, vel illum dolore eu feugiat.



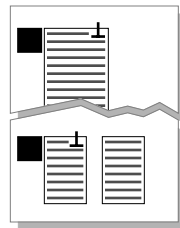
Directly below the anchor symbol



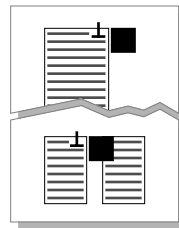
At the top of the column



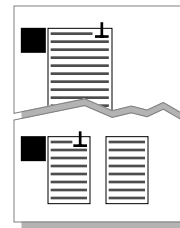
At the bottom of the column



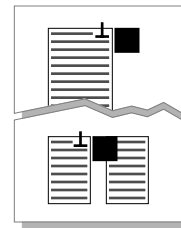
Left side



Right side



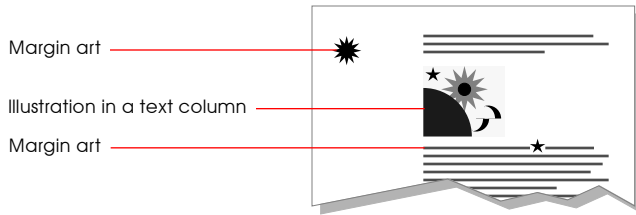
Side closest to page edge



Side farthest from page edge

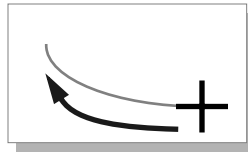


You choose the anchoring position Duis vt, vel illum dolore eu feugiat.

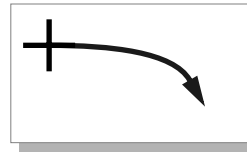


Illustrating a Document

Correcting the shape of an arc: Duis autem vel eum iriure dolor in hendrerit in vulputate velit esse molestie consequat, vel illum dolore eu feugiat.

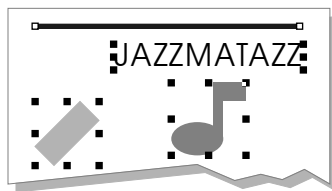


Drag the cross back to the starting point

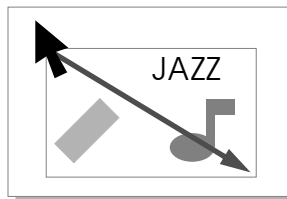


Redraw the arc

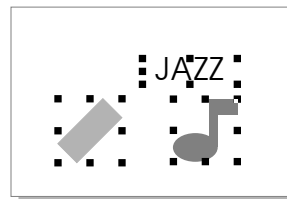
Selecting objects: please note that the musical note is a group of objects. Duis autem vel eum iriure dolor in hendrerit in vulputate velit esse molestie consequat, vel illum dolore eu feugiat.



Selecting several objects Duis autem vel eum iriure dolor in hendrerit in vulputate velit esse molestie consequat, vel illum dolore eu feugiat.

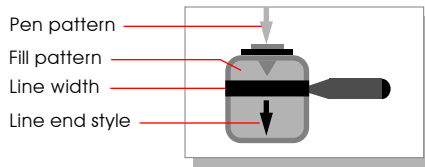


Click (Press?) and drag

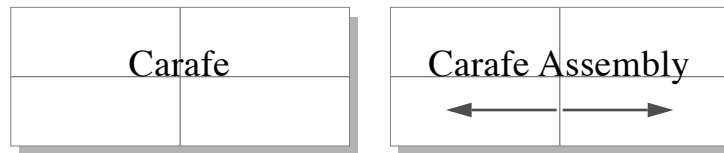


Release

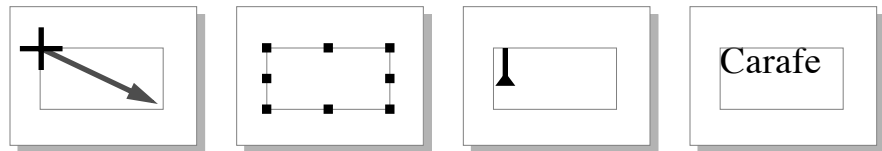
Choosing object Properties Duis autem vel eum iriure dolor in hendrerit in vulputate velit esse molestie consequat, vel illum dolore eu feugiat.



Changing the alignment of a text line Duis autem vel eum iriure dolor in hendrerit in vulputate velit esse molestie consequat, vel illum dolore eu feugiat.



To draw a text column Duis autem vel eum iriure dolor in hendrerit in vulputate velit esse molestie consequat, vel illum dolore eu feugiat.



Drag diagonally

Release

Double click

Type

To create reverse text Duis autem vel eum iriure dolor in hendrerit in vulputate velit esse molestie consequat, vel illum dolore eu feugiat.



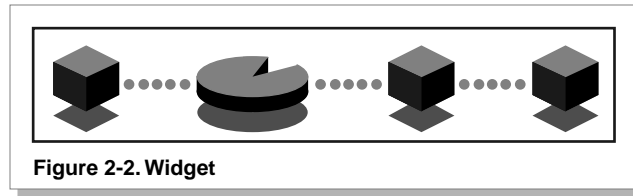
Move line part of the way

Choose white

Move line all the way




To add a title to a graphic Duis autem vel eum iriure dolor in hendrerit in vulputate velit esse molestie consequat, vel illum dolore eu feugiat.



Anchoring Graphics

Flip and rotate objects Duis autem vel eum iriure dolor in hendrerit in vulputate velit esse molestie consequat, vel illum dolore eu feugiat.

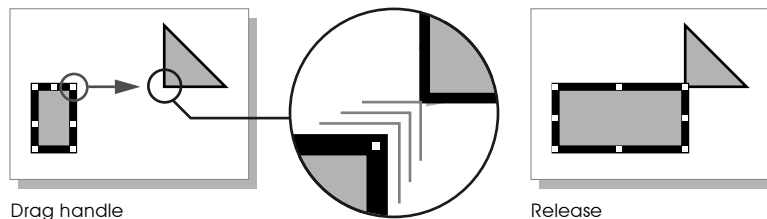
<<the graphic on the far right needs to free-rotated in blackhawk>>



Resize and reshape objects Duis autem vel eum iriure dolor in hendrerit in vulputate velit esse molestie consequat, vel illum dolore eu feugiat.



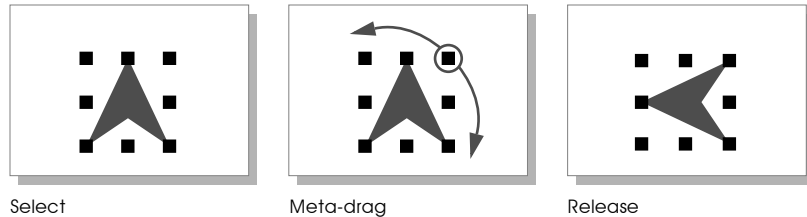
To connect objects Duis autem vel eum iriure dolor in hendrerit in vulputate velit esse molestie consequat, vel illum dolore eu feugiat.



Drag handle

Release

To rotate an object Duis autem vel eum iriure dolor in hendrerit in vulputate velit esse molestie consequat, vel illum dolore eu feugiat.

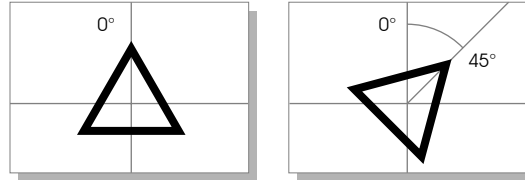


Select


Meta-drag

Release

Specifying the exact rotation of an object Duis autem vel eum iriure dolor in hendrerit in vulputate velit esse molestie consequat, vel illum dolore eu feugiat.



Resizing and reshaping objects Duis autem vel eum iriure dolor in hendrerit in vulputate velit esse molestie consequat, vel illum dolore eu feugiat.



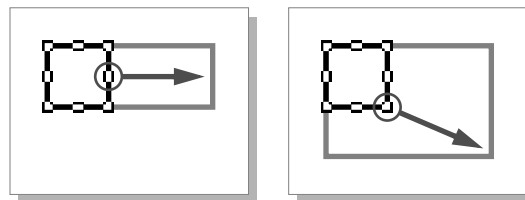
Polygon

Corner added

Corner moved

Smoothed

To resize an object Duis autem vel eum iriure dolor in hendrerit in vulputate velit esse molestie consequat, vel illum dolore eu feugiat.




Drag on a side handle to change either width or height.

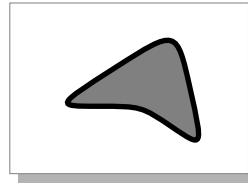
Drag on a corner handle to change *both* the width and height.



To smooth and unsmooth an object Duis autem vel eum iriure dolor in hendrerit in vulputate velit esse molestie consequat, vel illum dolore eu feugiat.

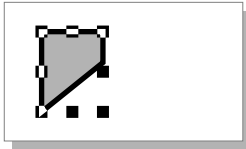


Before smoothing

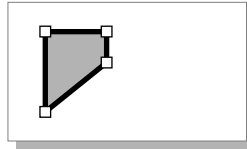


After smoothing

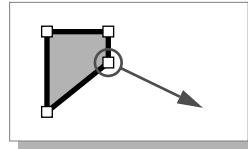
To reshape a polyline or polygon Duis autem vel eum iriure dolor in hendrerit in vulputate velit esse molestie consequat, vel illum dolore eu feugiat.



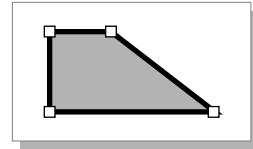
Select



Choose reshape

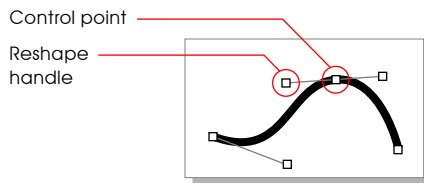


Drag

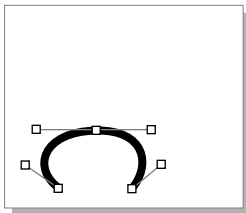


Release

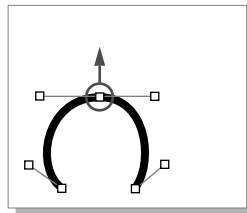
To reshape a curve Duis autem vel eum iriure dolor in hendrerit in vulputate velit esse molestie consequat, vel illum dolore eu feugiat.



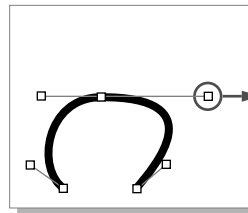
To reshape a curve Duis autem vel eum iriure dolor in hendrerit in vulputate velit esse molestie consequat, vel illum dolore eu feugiat.



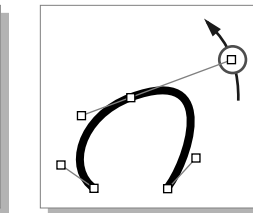
Select Reshape



Drag reshape handle

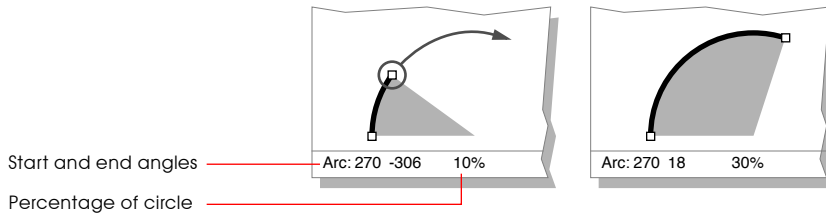


Drag control point



Rotate control point

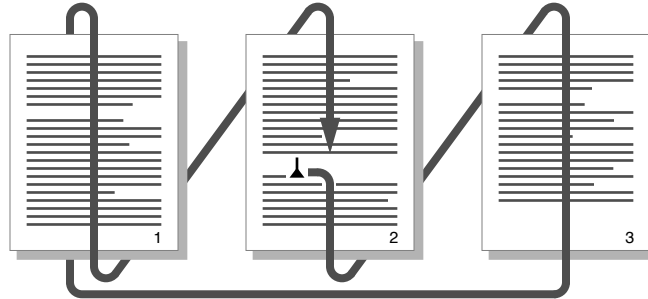
To reshape an arc Duis autem vel eum iriure dolor in hendrerit in vulputate velit esse molestie consequat, vel illum dolore eu feugiat.



Duis autem vel eum iriure dolor in hendrerit in vulputate velit esse molestie consequat, vel illum dolore eu feugiat.

Finding and Changing

How FrameMaker searches for a document Duis autem vel eum iriure dolor in hendrerit in vulputate velit esse molestie consequat, vel illum dolore eu feugiat nulla facilisis at vero eros et accumsan et iusto odio dignissim qui blandit praesent luptatum zzri.





Footnotes

FrameMaker helps you create footnotes Duis autem vel eum iriure dolor in hendrerit in vulputate velit esse molestie consequat, vel illum dolore eu feugiat.

The reference appears at the insertion point

You type the footnote text next to the footnote number

...particularly in the coastal areas, has wreaked havoc on coastal waters. Many coral reefs show signs of stress and some may already be doomed.¹

Increased maritime traffic, both commercial and recreational, is resulting in a disturbance of the plankton-rich areas alongside many continents that are the nurseries for thousands of species of ocean-

1. Journal of the International Oceanographic Society

Creating a footnote Duis autem vel eum iriure dolor in hendrerit in vulputate velit esse molestie consequat, vel illum dolore eu feugiat.

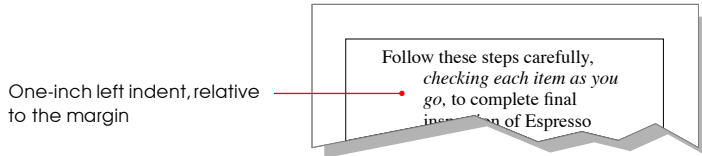
To insert end-notes Duis autem vel eum iriure dolor in hendrerit in vulputate velit esse molestie consequat, vel illum dolore eu feugiat.

Footnotes

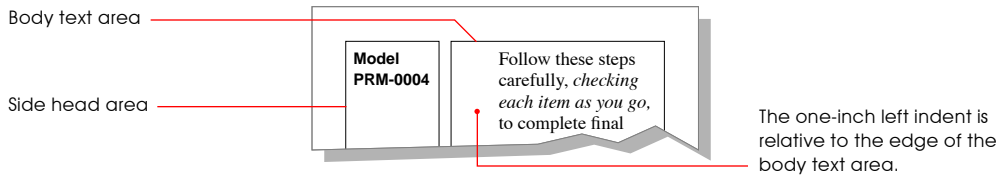
End-notes

Text Formatting

To indent a paragraph Duis autem vel eum iriure dolor in hendrerit in vulputate velit esse molestie consequat, vel illum dolore eu feugiat.



To indent a paragraph, continued Duis autem vel eum iriure dolor in hendrerit in vulputate velit esse molestie consequat, vel illum dolore eu feugiat.

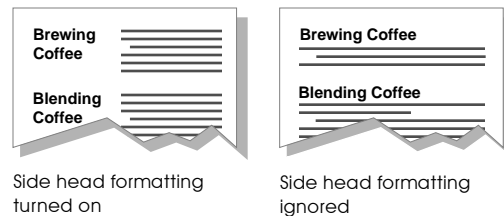


To set the spacing between lines Duis autem vel eum iriure dolor in hendrerit in vulputate velit esse molestie consequat, vel illum dolore eu feugiat.

Line space

High quality
roasting

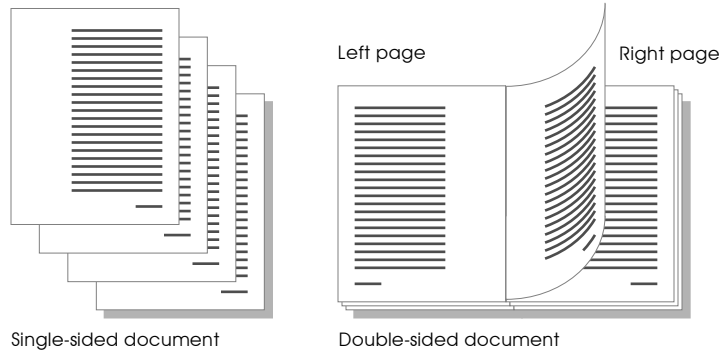
To set up side head and body text areas Duis autem vel eum iriure dolor in hendrerit in vulputate velit esse molestie consequat, vel illum dolore eu feugiat.



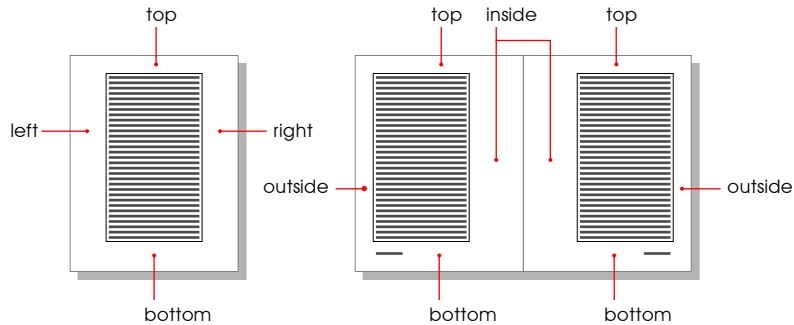


Basic Page Design

To make a document single or double sided Duis autem velegiat.

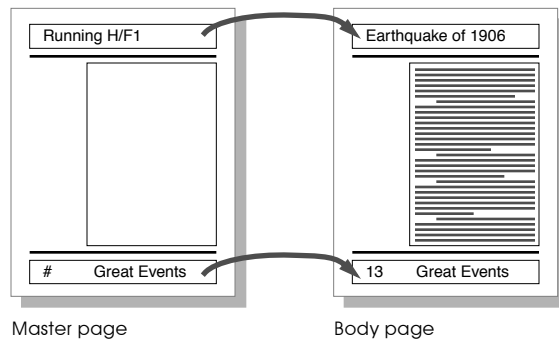


To set margins Duis autem vel eum iriure dolor in hendrerit in vulputate velit esse molestie consequat, vel illum dolore eu feugiat.




To enter header or footer text Duis autem vel eum iriure dolor in hendrerit in vulputate velit esse molestie consequat, vel illum dolore eu feugiat.

Text you type in the header or footer column on a master page appears on the body page.

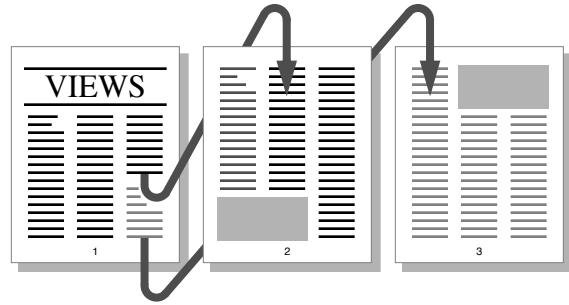


Multiflow Documents

Combination of single and multi-flow documents Duis autem vel eum iriure dolor in hendrerit in vulputate velit esse molestie consequat, vel illum dolore eu feugiat.



In a single-flow document, text flows from the bottom of one column to the top of the next.



In a multiflow document, text often starts on one page and continues several pages later.

Tables





Tables have standard types of rows Duis autem eu feugiat.

Title ———

Heading rows ———

Body rows ———

Footing row ———

Route Name		Frequency of Service in Minutes				
		FIRST	7-6PM	4-6PM	EVE	LAST
PH	Powell & Hyde 	6:09	10	6	8	12:31
PM	Powell & Main 	6:33	10	6	8	12:42
F	Market 	Closed 10 Nov. through 15 Dec.				
L	Taraval 	Owl	5	6	12	Owl
	East of Fillmore		4	4	15	
		FIRST	7-9AM	4-6PM	EVE	LAST



You can customize areas of a table Duis autem vel eum iore eu feugiat.

Table 1: Harvest by Seasons

	Grain	Fruit	
	Corn Apples Oranges		
Winter	0.00	325.15	0.00
Spring	0.00	0.00	561.64

Rotated cell

Straddled cell

Using FormatA and FormatB Duis autem vel eum iriure dolor in hendrerit in vulputate velit esse molestie consequat, vel illum dolore eu feugiat.

Table 2: Format A

Type	Risk	Return
Stock	High	15.5%
1 yr. T-bill	Low	6.25%

The table is left-aligned in the text column.

Double ruling line separates the heading row from the body rows.

A single ruling line surrounds the table.

Table 2: Format B

Type	Risk	Return
Stock	High	15.5%
1 yr. T-bill	Low	6.25%

The table is centered in the text column.

Bold ruling lines appear above and below the heading row.

To select a table Duis autem vel eum iriure dolor in hendrerit in vulputate velit esse molestie consequat, vel illum dolore eu feugiat.

Shipment Date
15 March
15 March
15 March

Selection handle

To set up a title, heading, and footing contents Duis autem vel eum iriure dolor in in vulputate velit esse molestie consequat, vel illum dolore eu feugiat.

Table Continuation variable

Table Sheet variable

Table Sheet variable

Northern Directory: Sheet 1 of 2

Last	First	Address
Armini	Kelly	340 F
Atkins	Brian	340 F
Chang	Joanne	22 10

Northern Directory (continued): Sheet 2 of 2

Last	First	Address	City	State	ZIP
Sweeney	Collin	100 W. Anchorage Ave.	San Francisco	CA	97056
Yu	Priscilla	5699 Fallen Leaf Terrace	Sacramento	CA	95819

Placing a graphic in a cell Duis autem vel eum iriure dolor in hendrerit in vulputate velit esse molestie consequat, vel illum dolore eu feugiat.

Table 3: Control Features





	Part	Part Number	Control Function	Material Options
CEO		CEO7653	Height	Stainless Steel
			Torsion	
		CEO7654	Forward Pitch	Black Plastic
			Tilt/Swivel	
MANAGER		MAN156	Height	Stainless Steel
			Torsion	
		MAN157	Forward Pitch	Brushed Aluminum
			Tilt/Swivel	

Table Formats

Table formats define the appearance of tables Duis autem vel eum iriure dolor in hendrerit in vulputate velit esse molestie consequat, vel illum dolore eu feugiat.

Whether the table has a title and the position of the title.

What parts of the table are ruled and shaded.

The position of the table and the position of text within its cell.

How the table breaks between pages.

Table 2-4: Northern Area Directory

Last	First	Address	City	State	ZIP
Armini	Kelly	340 Red St. Apt. 10-A	Saratoga	CA	98055
Atkins	Brian	340 Haven St.	Redwood City	CA	94063
Chang	Joanne	22 10th St.	Mt. View	CA	98500

Table 2-4: Northern Area Directory, *continued*

Last	First	Address	City	State	ZIP
Sweeney	Collin	100 W. Anchorage Ave.	San Francisco	CA	97056
Yu	Priscilla	5699 Fallen Leaf Terrace	Sacramento	CA	95819

Table customization is retained when you apply a new format; format overrides aren't Duis autem vel eum iriure dolor in hendrerit in vulputate velit esse molestie consequat, vel illum dolore eu feugiat.

Table 1: Harvest by Seasons

	Grain	Fruit	
	Corn	Apples	Oranges
Winter	0.00	325.15	0.00
Spring	0.00	0.00	561.64

Table as initially generated by a table format

Table 1: Harvest by Seasons

	Grain	Fruit	
	Corn	Apples	Oranges
WINTER	0.00	325.15	0.00
SPRING	0.00	0.00	561.64

Table after customization

- Straddled cell with shading and bold type
- Rotated cells
- Medium rules on top and bottom of cells, none on outside edges
- Text with 10% spread, all caps
- One row of cells removed

To apply a different Catalog format to an existing table Duis autem vel eum iriure dolor in hendrerit in vulputate velit esse.

(Cell Heading)	(Cell Heading)
(Cell Body)	(Cell Body)
(Cell Body)	(Cell Body)
(Cell Body)	(Cell Body)

When a format from the table catalog is applied to...

Table 1: Harvest by Seasons

	Grain	Fruit	
	Corn	Apples	Oranges
WINTER	0.00	325.15	0.00
SPRING	0.00	0.00	561.64

... to an existing table with custom formatting...

	Grain	Fruit	
	Corn	Apples	Oranges
WINTER	0.00	325.15	0.00
SPRING	0.00	0.00	561.64

Table 1: Harvest by Seasons

... the custom formatting is retained.

Adding and removing table titles Duis autem vel eum iriure dolor in hendrerit in vulputate velit esse molestie consequat, vel illum dolore eu feugiat.

	Corn	Apples	Oranges
Winter	0.00	325.15	0.00
Spring	0.00	0.00	561.64
Summer	560.85	0.00	0.00
Fall	0.00	0.00	0.00

Table 2: Harvest by Seasons

Centered title below the table

Table 2: Harvest by Seasons

	Corn	Apples	Oranges
Winter	0.00	325.15	0.00
Spring	0.00	0.00	561.64
Summer	560.85	0.00	0.00
Fall	0.00	0.00	0.00

Left-justified, autonumbered title above the table

To customize shading Duis autem vel eum iriure dolor in hendrerit in vulputate velit esse molestie consequat, vel illum dolore eu feugiat.

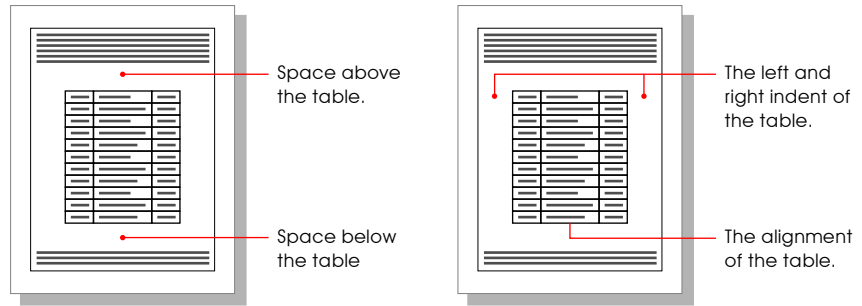
June

Sunday	Monday	Tuesday	Wednesday	Thursday	Friday	Saturday
		1	2 pole vault	3	4	5
6	7	8 300 meter relay	9	10	11	12

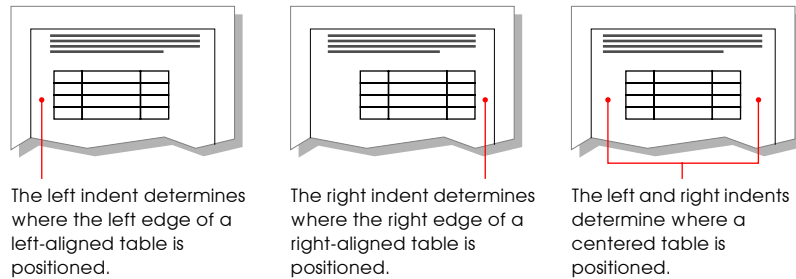
Custom shading



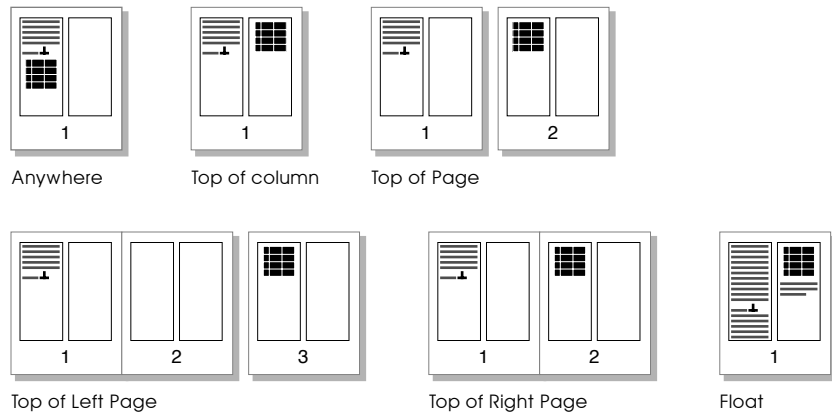
Positioning tables Duis autem vel eum iriure dolor in hendrerit in vulputate velit esse molestie consequat, vel illum dolore eu feugiat.



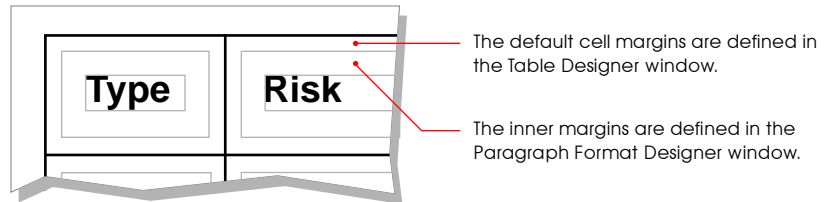
To indent a table Duis autem vel eum iriure dolor in hendrerit in vulputate velit esse molestie consequat, vel illum dolore eu feugiat.



To control where a table begins Duis autem vel eum iriure dolor in hendrerit in vulputate velit esse molestie consequat, vel illum dolore eu feugiat.

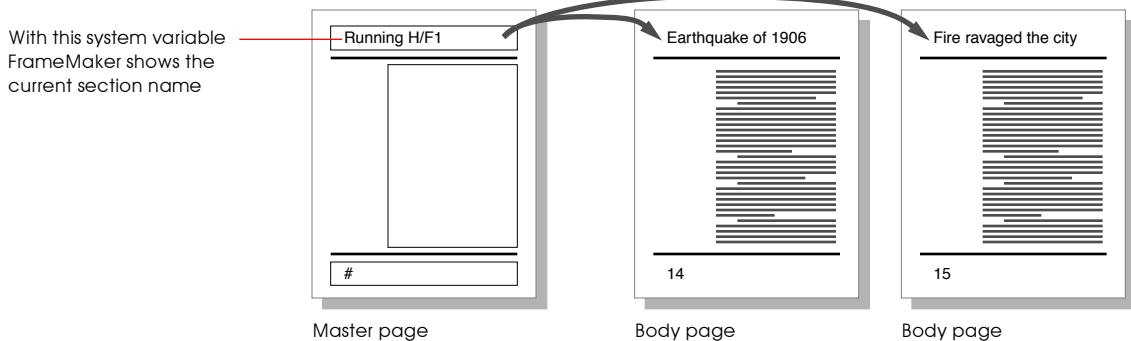


Positioning and autonumbering text within cells Duis autem vel eum iriure dolor in hendrerit in vulputate velit esse molestie consequat, vel illum dolore eu feugiat.

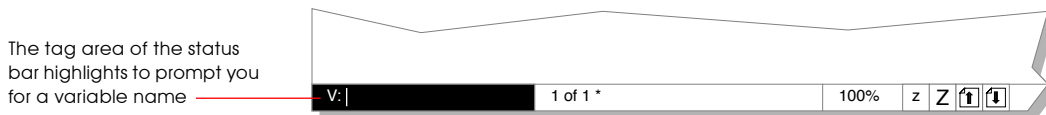


Variables

System variables make headers and footers run Duis autem vel eum iriure dolor in hendrerit in vulputate velit esse molestie consequat, vel illum dolore eu feugiat nulla.

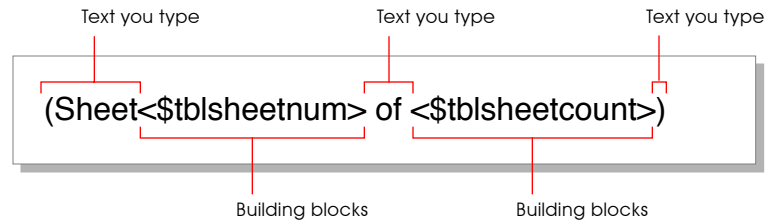


Keyboard shortcut (2) Duis autem vel eum iriure dolor in hendrerit in vulputate velit esse molestie consequat, vel illum dolore eu feugiat nulla.



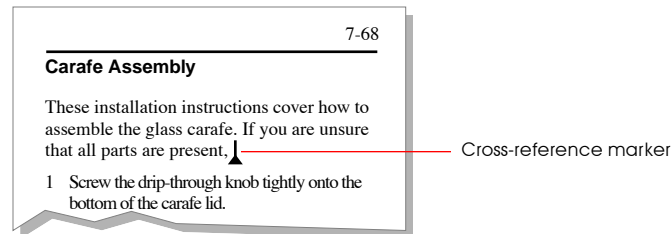


To change the definition of a system variable Duis autem vel eum iriure dolor in hendrerit in vulputate velit esse molestie consequat, vel illum dolore eu feugiat nulla.



Cross-References

To insert a paragraph cross-reference Duis autem vel eum iriure dolor in hendrerit in vulputate velit esse molestie consequat, vel illum dolore eu feugiat.



To insert a paragraph cross-reference, second illustration Duis autem vel eum iriure dolor in hendrerit in vulputate velit esse molestie consequat, vel illum dolore eu feugiat.

